

TWIN 9" JUMBO TISSUE DISPENSER

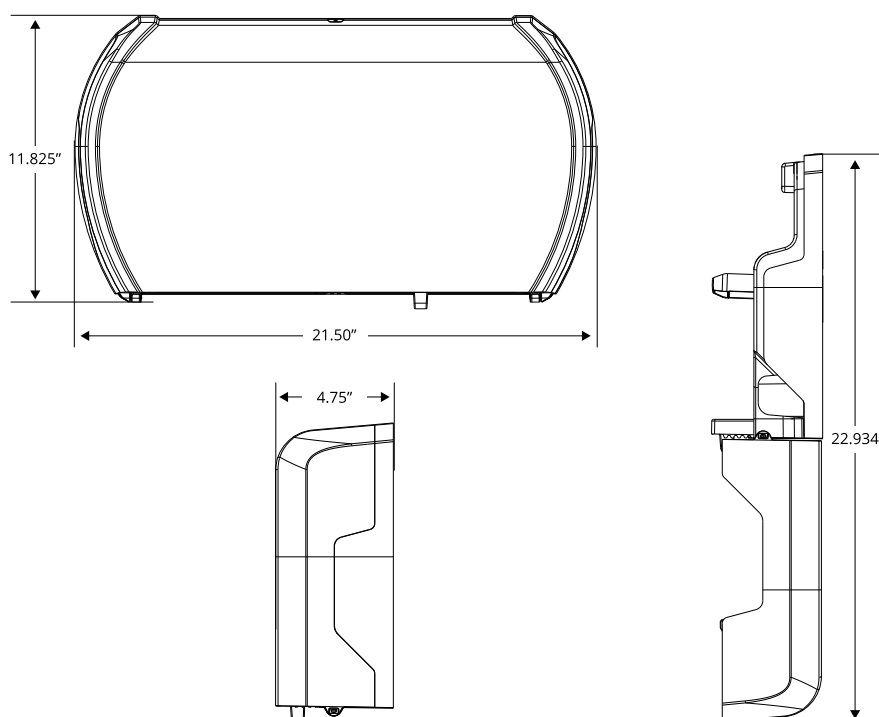
Installation Overview:

Choose a location that provides open area forward of the unit to allow proper opening.

Location should allow the cover to be opened for installation, maintenance, and usage. To be in compliance with ADA requirements, mount unit to the recommended height.

Installation Steps:

- 1: Select a location that allows the unit to open completely, and allows the paper area to be free of obstructions.
- 2: Dispensers should be installed in the near side of the wall or toilet stall at a minimum height of 19" above the floor and 36" from the rear wall.
- 3: Attach unit to the wall surface using the hardware provided. Use a level to insure proper mounting. Use the provided anchors when necessary.



Product Specifications:

This Jumbo Tissue Dispenser is designed to accept Solaris Paper LoCor Tissue.

Weight

3.40 lbs.

Overall Dimensions:

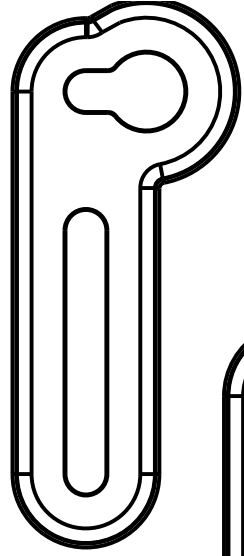
Width: 21.50"

Height: 11.825"

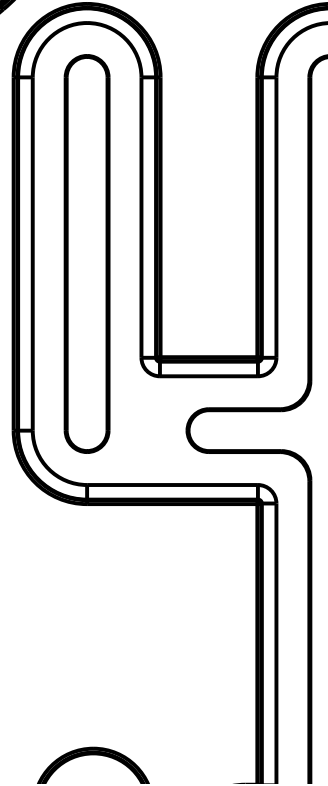
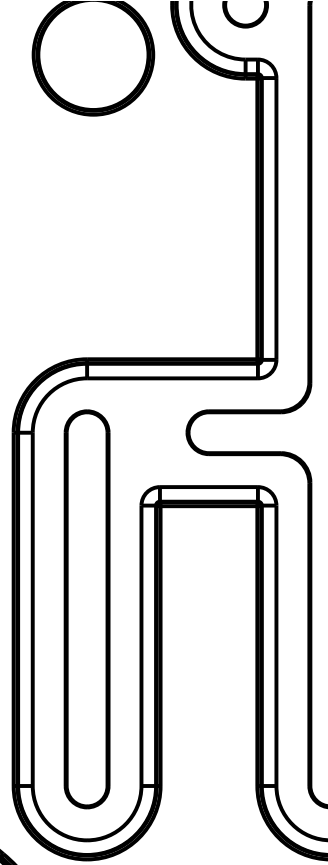






Depth: 4.75"

PN: 8057002





MOUNTING TEMPLATE



DISCLAIMER: If printing this document, please ensure your printer is set to 100% scale. We are not responsible for damage to surfaces.