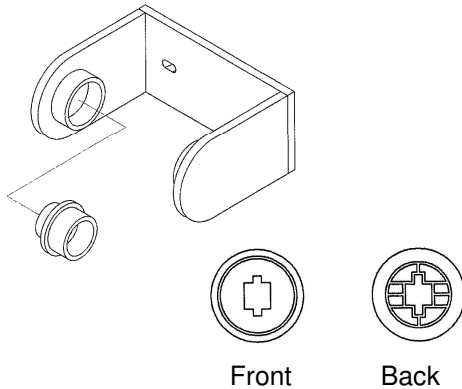


Standard Bath Tissue Spacer

Adapter Numbers:

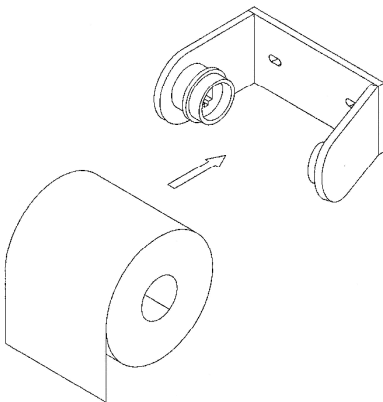
- D80000 BT SPCR-4010 Standard Bath Tissue Spacer

Loading Instructions:



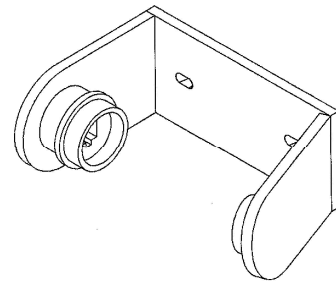
Step 1 –

Insert the “Back” end of the adapter into the dispenser as shown above. This could be a tight fit into the dispenser.



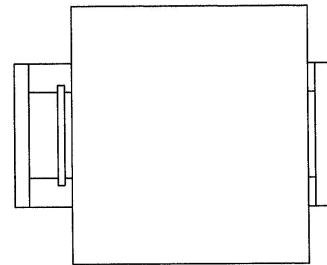
Step 3 –

Insert the new roll of tissue into the dispenser, adapter end first.



Step 2 –

With the adapter in place, open the dispenser to insert the new roll of tissue.



Step 4 –

The new roll of bath tissue will be slightly off center. When replacing a depleted roll of bath tissue, be sure the adapter remains in the dispenser.